


SQL: Recursion

Introduction to Databases


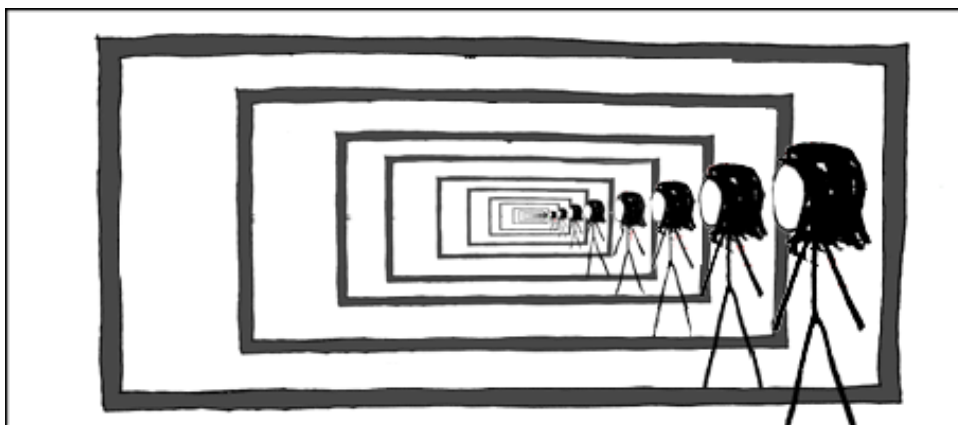
CompSci 316 Fall 2014



DUKE
COMPUTER SCIENCE

Announcements (Thu., Oct. 2)

- **Homework #2** due next Tuesday
 - Sample solution will be posted by Wednesday 8pm
- **Midterm** in class next Thursday (Oct. 9)
 - Open-book, open-notes
 - Same format as **sample midterm** (from last year)
 - Sample solution also posted on Sakai

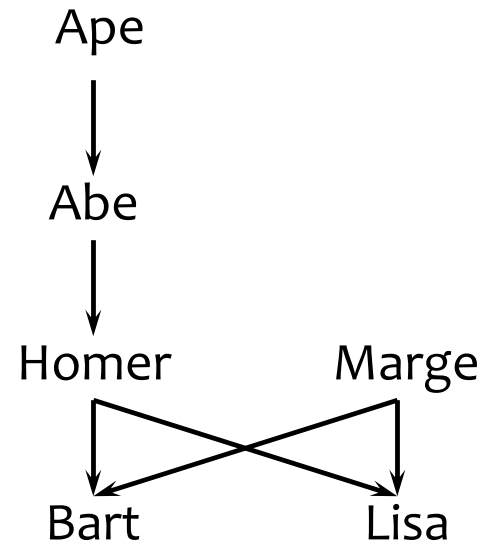


<http://xkcdsw.com/1105>

A motivating example

Parent (parent, child)

<i>parent</i>	<i>child</i>
Homer	Bart
Homer	Lisa
Marge	Bart
Marge	Lisa
Abe	Homer
Ape	Abe



- Example: find Bart's ancestors
- “Ancestor” has a recursive definition
 - X is Y 's ancestor if
 - X is Y 's parent, or
 - X is Z 's ancestor and Z is Y 's ancestor

Recursion in SQL

- SQL2 had no recursion
 - You can find Bart's parents, grandparents, great grandparents, etc.

```
SELECT p1.parent AS grandparent
FROM Parent p1, Parent p2
WHERE p1.child = p2.parent
AND p2.child = 'Bart';
```
 - But you cannot find all his ancestors with a single query
- SQL3 introduces recursion
 - **WITH** clause
 - Implemented in PostgreSQL (**common table expressions**)

Ancestor query in SQL3

WITH RECURSIVE

Ancestor(anc, desc) AS *base case*

((SELECT parent, child FROM Parent)

UNION

(SELECT a1.anc, a2.desc
FROM Ancestor a1, Ancestor a2
WHERE a1.desc = a2.anc))

SELECT anc

FROM Ancestor

WHERE desc = 'Bart';

recursion step } Define a
a relation
recursively

} Query using the relation
defined in WITH clause

Fixed point of a function

- If $f: T \rightarrow T$ is a function from a type T to itself, a **fixed point** of f is a value x such that $f(x) = x$
 - Example: What is the fixed point of $f(x) = x/2$?
 - 0, because $f(0) = 0/2 = 0$
 - To compute a fixed point of f
 - Start with a “seed”: $x \leftarrow x_0$
 - Compute $f(x)$
 - If $f(x) = x$, stop; x is fixed point of f
 - Otherwise, $x \leftarrow f(x)$; repeat
 - Example: compute the fixed point of $f(x) = x/2$
 - With seed 1: $1, 1/2, 1/4, 1/8, 1/16, \dots \rightarrow 0$
- ☞ Doesn't always work, but happens to work for us!

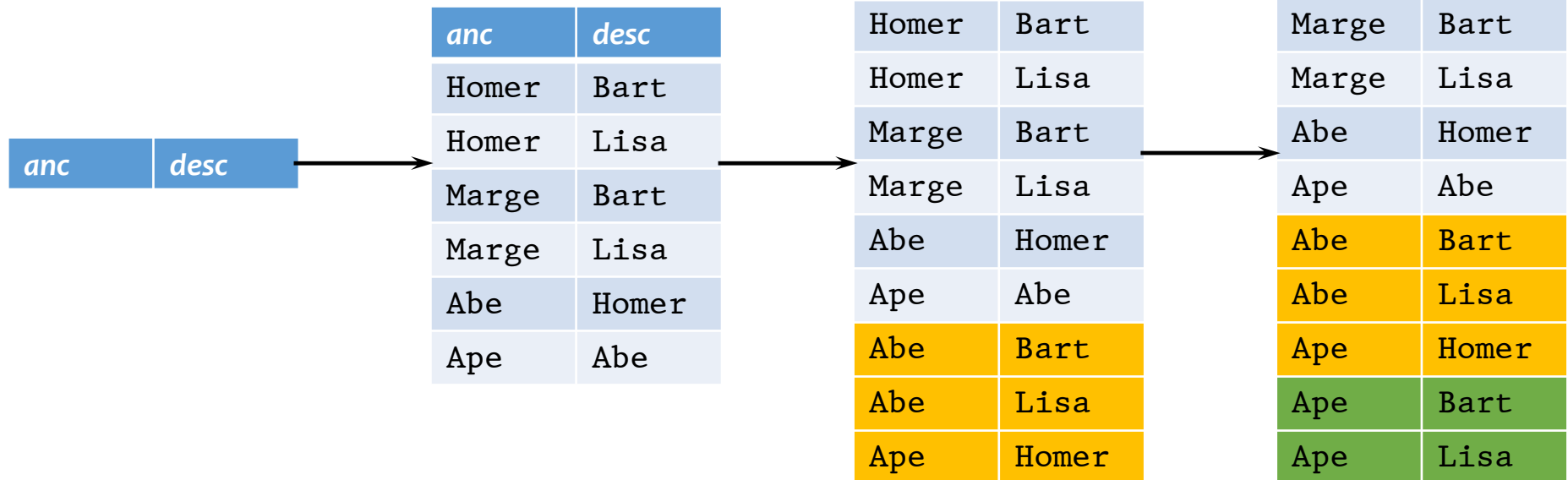
Fixed point of a query

- A query q is just a function that maps an input table to an output table, so a **fixed point** of q is a table T such that $q(T) = T$
- To compute fixed point of q
 - Start with an empty table: $T \leftarrow \emptyset$
 - Evaluate q over T
 - If the result is identical to T , stop; T is a fixed point
 - Otherwise, let T be the new result; repeat
- ☞ Starting from \emptyset produces the **unique minimal fixed point** (assuming q is monotone)

Finding ancestors

- WITH RECURSIVE**
Ancestor(anc, desc) **AS**
 ((SELECT parent, child FROM Parent)
 UNION
 (SELECT a1.anc, a2.desc
 FROM **Ancestor** a1, **Ancestor** a2
 WHERE a1.desc = a2.anc))
 - Think of the definition as $Ancestor = q(Ancestor)$

parent	child
Homer	Bart
Homer	Lisa
Marge	Bart
Marge	Lisa
Abe	Homer
Ape	Abe



Intuition behind fixed-point iteration


- Initially, we know nothing about ancestor-descendent relationships
- In the first step, we deduce that parents and children form ancestor-descendent relationships
- In each subsequent steps, we use the facts deduced in previous steps to get more ancestor-descendent relationships
- We stop when no new facts can be proven

Linear recursion

- With linear recursion, a recursive definition can make only one reference to itself
- Non-linear
 - `WITH RECURSIVE Ancestor(anc, desc) AS`
`((SELECT parent, child FROM Parent)`
`UNION`
`(SELECT a1.anc, a2.desc`
`FROM Ancestor a1, Ancestor a2`
`WHERE a1.desc = a2.anc))`
- Linear
 - `WITH RECURSIVE Ancestor(anc, desc) AS`
`((SELECT parent, child FROM Parent)`
`UNION`
`(SELECT anc, child`
`FROM Ancestor, Parent`
`WHERE desc = parent))`

Linear vs. non-linear recursion

- Linear recursion is easier to implement
 - For linear recursion, just keep joining newly generated *Ancestor* rows with *Parent*
 - For non-linear recursion, need to join newly generated *Ancestor* rows with all existing *Ancestor* rows
- Non-linear recursion may take fewer steps to converge, but perform more work
 - Example: $a \rightarrow b \rightarrow c \rightarrow d \rightarrow e$
 - Linear recursion takes 4 steps
 - Non-linear recursion takes 3 steps
 - More work: e.g., $a \rightarrow d$ has two different derivations



<http://xkcdsw.com/3080>

Mutual recursion example

- Table *Natural* (*n*) contains 1, 2, ..., 100
- Which numbers are even/odd?
 - An odd number plus 1 is an even number
 - An even number plus 1 is an odd number
 - 1 is an odd number

```
WITH RECURSIVE Even(n) AS
  (SELECT n FROM Natural
   WHERE n = ANY(SELECT n+1 FROM Odd)),
  RECURSIVE Odd(n) AS
  ((SELECT n FROM Natural WHERE n = 1)
  UNION
  (SELECT n FROM Natural
   WHERE n = ANY(SELECT n+1 FROM Even)))
```

Semantics of WITH

- WITH RECURSIVE R_1 AS Q_1 , ...,
RECURSIVE R_n AS Q_n

Q ;

- Q and Q_1, \dots, Q_n may refer to R_1, \dots, R_n

- Semantics

1. $R_1 \leftarrow \emptyset, \dots, R_n \leftarrow \emptyset$

2. Evaluate Q_1, \dots, Q_n using the current contents of R_1, \dots, R_n :
 $R_1^{new} \leftarrow Q_1, \dots, R_n^{new} \leftarrow Q_n$

3. If $R_i^{new} \neq R_i$ for some i

- 3.1. $R_1 \leftarrow R_1^{new}, \dots, R_n \leftarrow R_n^{new}$

- 3.2. Go to 2.

4. Compute Q using the current contents of R_1, \dots, R_n
and output the result

Computing mutual recursion

```
WITH RECURSIVE Even(n) AS
  (SELECT n FROM Natural
   WHERE n = ANY(SELECT n+1 FROM Odd)),
  RECURSIVE Odd(n) AS
  ((SELECT n FROM Natural WHERE n = 1)
  UNION
  (SELECT n FROM Natural
   WHERE n = ANY(SELECT n+1 FROM Even)))
```

- $Even = \emptyset, Odd = \emptyset$
- $Even = \emptyset, Odd = \{1\}$
- $Even = \{2\}, Odd = \{1\}$
- $Even = \{2\}, Odd = \{1, 3\}$
- $Even = \{2, 4\}, Odd = \{1, 3\}$
- $Even = \{2, 4\}, Odd = \{1, 3, 5\}$
- ...

Fixed points are not unique

WITH RECURSIVE

```

Ancestor(anc, desc) AS
((SELECT parent, child FROM
Parent)
UNION
(SELECT a1.anc, a2.desc
FROM Ancestor a1, Ancestor a2
WHERE a1.desc = a2.anc))

```

parent	child
Homer	Bart
Homer	Lisa
Marge	Bart
Marge	Lisa
Abe	Homer
Ape	Abe

anc	desc
Homer	Bart
Homer	Lisa
Marge	Bart
Marge	Lisa
Abe	Homer
Ape	Abe
Abe	Bart
Abe	Lisa
Ape	Homer
Ape	Bart
Ape	Lisa
Bogus	Bogus

Note how the bogus tuple reinforces itself!

- ❖ But if q is monotone, then all these fixed points must contain the fixed point we computed from fixed-point iteration starting with \emptyset
 - Thus the unique **minimal** fixed point is the “natural” answer

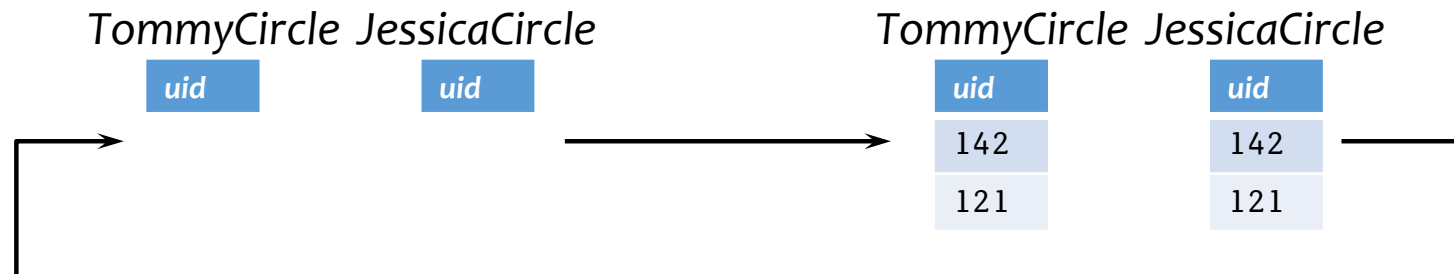
Mixing negation with recursion

- If q is non-monotone
 - The fixed-point iteration may flip-flop and never converge
 - There could be multiple minimal fixed points—we wouldn't know which one to pick as answer!
- Example: popular users ($\text{pop} \geq 0.8$) join either Jessica's Circle or Tommy's
 - Those not in Jessica's Circle should be in Tom's
 - Those not in Tom's Circle should be in Jessica's
 - ```
WITH RECURSIVE TommyCircle(uid) AS
 (SELECT uid FROM User WHERE pop >= 0.8
 AND uid NOT IN (SELECT uid FROM JessicaCircle)),
 RECURSIVE JessicaCircle(uid) AS
 (SELECT uid FROM User WHERE pop >= 0.8
 AND uid NOT IN (SELECT uid FROM TommyCircle))
```

# Fixed-point iter may not converge

```
WITH RECURSIVE TommyCircle(uid) AS
 (SELECT uid FROM User WHERE pop >= 0.8
 AND uid NOT IN (SELECT uid FROM JessicaCircle)),
 RECURSIVE JessicaCircle(uid) AS
 (SELECT uid FROM User WHERE pop >= 0.8
 AND uid NOT IN (SELECT uid FROM TommyCircle))
```

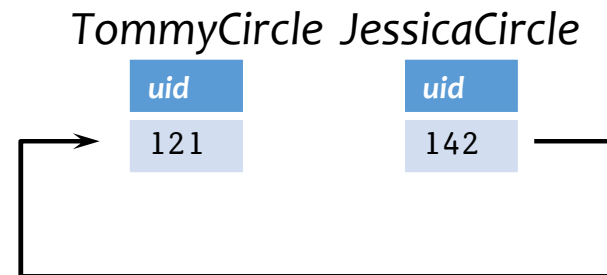
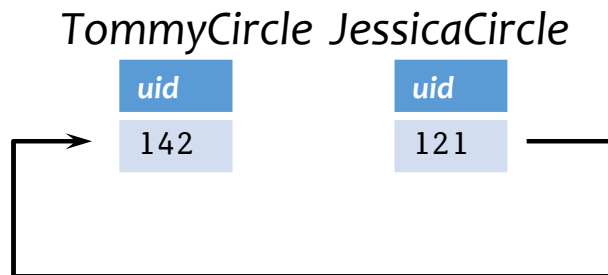
| uid | name    | age | pop  |
|-----|---------|-----|------|
| 142 | Bart    | 10  | 0.9  |
| 121 | Allison | 8   | 0.85 |



# Multiple minimal fixed points

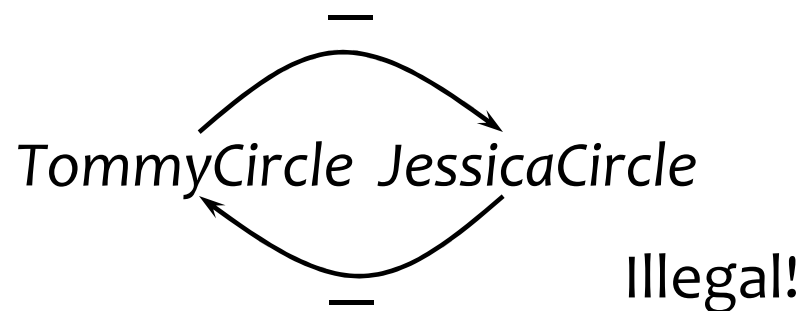
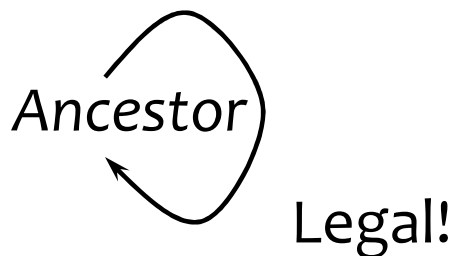
```
WITH RECURSIVE TommyCircle(uid) AS
 (SELECT uid FROM User WHERE pop >= 0.8
 AND uid NOT IN (SELECT uid FROM JessicaCircle)),
 RECURSIVE JessicaCircle(uid) AS
 (SELECT uid FROM User WHERE pop >= 0.8
 AND uid NOT IN (SELECT uid FROM TommyCircle))
```

| uid | name    | age | pop  |
|-----|---------|-----|------|
| 142 | Bart    | 10  | 0.9  |
| 121 | Allison | 8   | 0.85 |



# Legal mix of negation and recursion

- Construct a **dependency graph**
  - One node for each table defined in WITH
  - A directed edge  $R \rightarrow S$  if  $R$  is defined in terms of  $S$
  - Label the directed edge “-” if the query defining  $R$  is not monotone with respect to  $S$
- Legal SQL3 recursion: no cycle with a “-” edge
  - Called **stratified negation**
- Bad mix: a cycle with at least one edge labeled “-”



# Stratified negation example

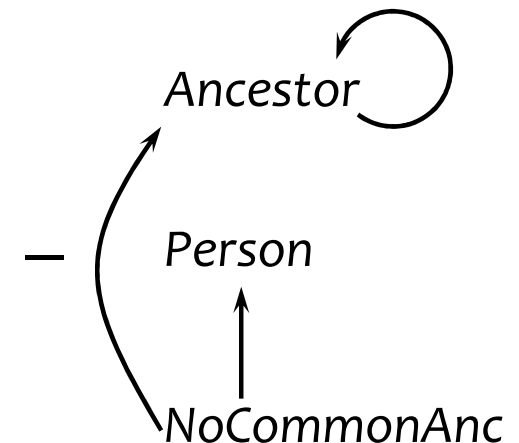
- Find pairs of persons with no common ancestors

```
WITH RECURSIVE Ancestor(anc, desc) AS
 ((SELECT parent, child FROM Parent) UNION
 (SELECT a1.anc, a2.desc
 FROM Ancestor a1, Ancestor a2
 WHERE a1.desc = a2.anc)),
```

```
Person(person) AS
 ((SELECT parent FROM Parent) UNION
 (SELECT child FROM Parent)),
```

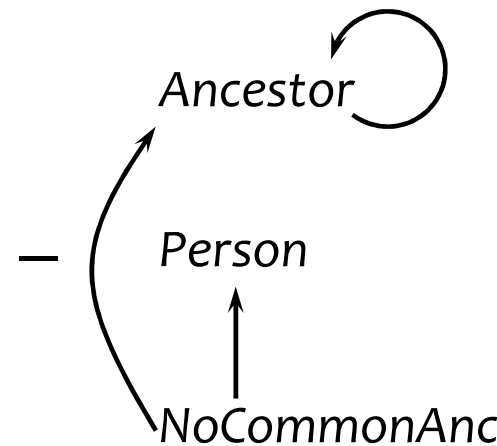
```
NoCommonAnc(person1, person2) AS
 ((SELECT p1.person, p2.person
 FROM Person p1, Person p2
 WHERE p1.person <> p2.person)
 EXCEPT
 (SELECT a1.desc, a2.desc
 FROM Ancestor a1, Ancestor a2
 WHERE a1.anc = a2.anc))
```

```
SELECT * FROM NoCommonAnc;
```



# Evaluating stratified negation

- The **stratum** of a node  $R$  is the maximum number of “—” edges on any path from  $R$  in the dependency graph
    - *Ancestor*: stratum 0
    - *Person*: stratum 0
    - *NoCommonAnc*: stratum 1
  - Evaluation strategy
    - Compute tables lowest-stratum first
    - For each stratum, use fixed-point iteration on all nodes in that stratum
      - Stratum 0: *Ancestor* and *Person*
      - Stratum 1: *NoCommonAnc*
- ☞ Intuitively, there is **no negation within each stratum**



# Summary

- SQL<sub>3</sub> WITH recursive queries
- Solution to a recursive query (with no negation):  
unique minimal fixed point
- Computing unique minimal fixed point: fixed-point  
iteration starting from  $\emptyset$
- Mixing negation and recursion is tricky
  - Illegal mix: fixed-point iteration may not converge; there  
may be multiple minimal fixed points
  - Legal mix: stratified negation (compute by fixed-point  
iteration stratum by stratum)